# Regione Lombardia

*Direzione Generale Infrastrutture e Mobilità*

FERROVIENORD

NORD_ING

| CODICE COMMESSA | LIVELLO PROGETTAZIONE | D.P.R. 207/10 | PROGRESSIVO ELABORATO | CATEGORIA OPERA | NUMERO OPERA | REVISIONE | SCALA |
|---|---|---|---|---|---|---|---|
| K11 | E | b | 302 | IT | -- | R0 | --- |

# LINEA MILANO-SARONNO - STAZIONE DI GARBAGNATE M.SE
# ADEGUAMENTO PARCO SUD E ATTESTAMENTO LINEA S13

*Progetto Esecutivo*

## PERIFERICA DCO

| Revisioni | | Data | Descrizione | Redatto | Controllato |
|---|---|---|---|---|---|
| | 3 | | | | |
| | 2 | | | | |
| | 1 | | | | |
| | 0 | FEB. 2018 | PRIMA EMISSIONE | | |

NORD_ING

NORD_ING S.r.l.
IL DIRETTORE TECNICO
Ing. Antonella Volta

FERROVIENORD

FERROVIENORD S.p.A.
DIREZIONE SVILUPPO INFRASTRUTTURA
IL DIRETTORE
Ing. Marco Mariani

Progettista

NORD_ING

ORDINE DEGLI INGEGNERI DELLA PROV. VARESE
Dott. Ing. LUCA BORGHI n° 2507

Collaborazione

| REDATTO | CONTROLLATO | APPROVATO | DATA |
|---|---|---|---|
| | | | |

CODICE ARCHIVIO COLLABORATORE

AGG.

mod. 04.02.01/C rev.02

FILE: K11Eb302IT--R0_DCO

***PERIFERICA 016 GEMELLA COMPLETA***

| Materiali | Sigla | N° Pezzi |
|---|---|---|
| Relè bobina verticale 6pco | V23054 E20B133 | **64** |
| Zoccolo x relè | 1-1393824-0 | **64** |
| Molletta relè 6 poli | 1393760-2 | **64** |
| Cs back panel DCO | FNM BACK DCO | **4** |
| cs - componenti relè 6 commutatori | FNM RELE' DCO | **32** |
| connettori M 18 pin (DEGSON) | ANOQ18750000A | **68** |
| connettori F 18 pin SERRAGGIO A VITE (DEGSON) | ANTJ87152000A | **68** |
| Scheda Interfaccia SUB-D 25 poli | | **56** |
| Alimentatori MONTAGGIO DIN 24V 10A (PULSE) | QS10.241 | **4** |
| Links + L110f2g + 2 Transceiver 20 Km | WS3643-0100+WS1100-0132 | **4** |
| Plc Adam 5000TCP-CE (ADWANTECH) | 5000TCP | **41** |
| Moduli 5051S (ADWANTECH) | 5051S | **28** |
| Moduli 5056SO(ADWANTECH) | 5056S0 | **60** |
| Rack 38'' | ARTA-S13278611 | **4** |
| Kit montaggio | ARTA-0001 | **64** |
| Dispositivo bloccaggio ¼ giro | C-0725 | **272** |
| Frontalini 10T Forati 50X128 | | **64** |
| Frontalini 4T Forati 20X128 | | **8** |
| Scheda WD | FNMWD | **2** |
| Scheda Diodi (CD) | | **4** |
| Telaio periferica 016 | | **1** |
| Telaio connettori MR | | **6** |
| Carpenteria 016 alluminio | | **4** |
| Connettori MR | MR 98/81800 | **12** |
| Contatti per connettori MR | MR 98/91808 | **2200** |

FERROVIENORD

# *TELAIO 016 PERIFERICA DCO*

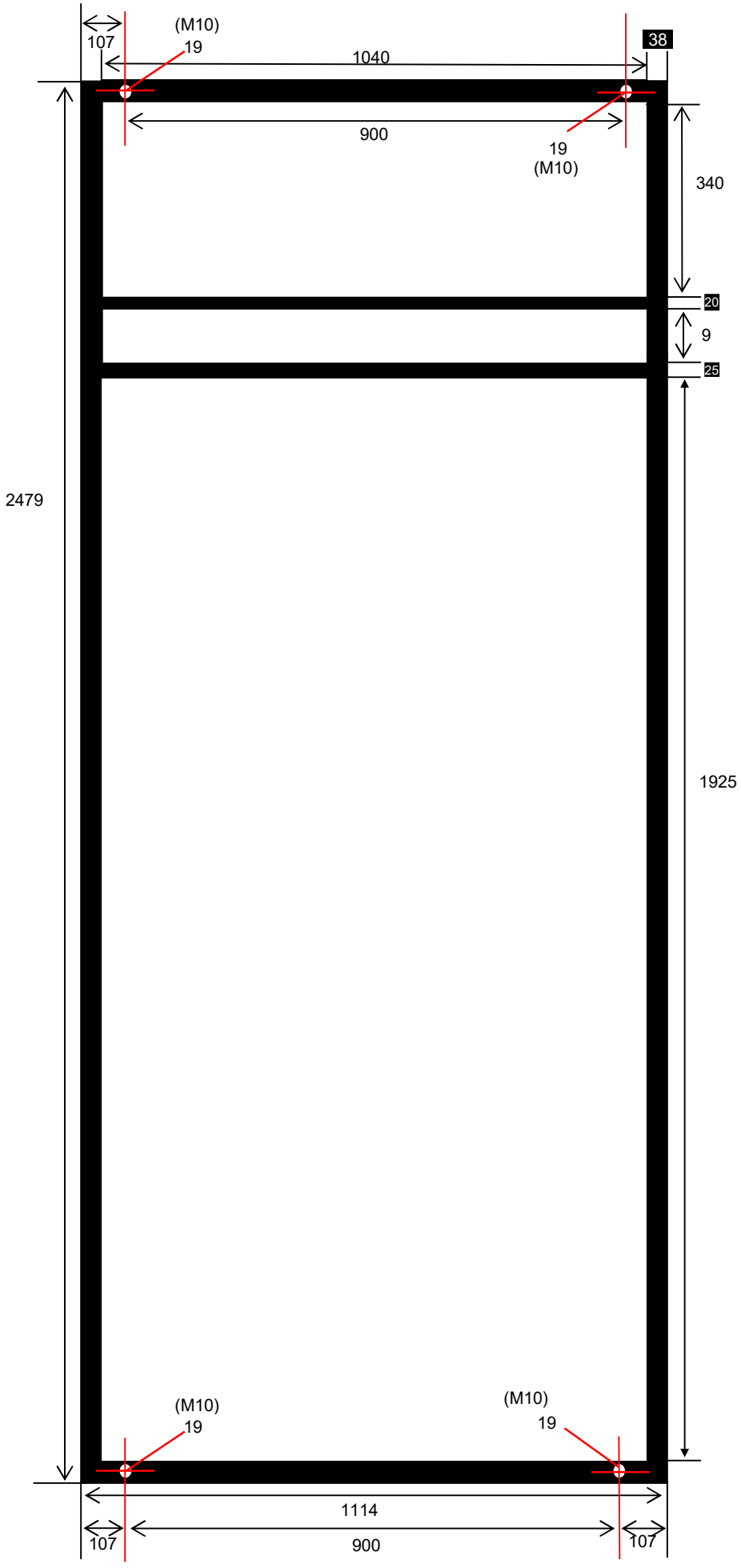

FERROVIENORD

# CARPENTERIE PERIFERICA 016 GEMELLA

## CARPENTERIA SUPERIORE

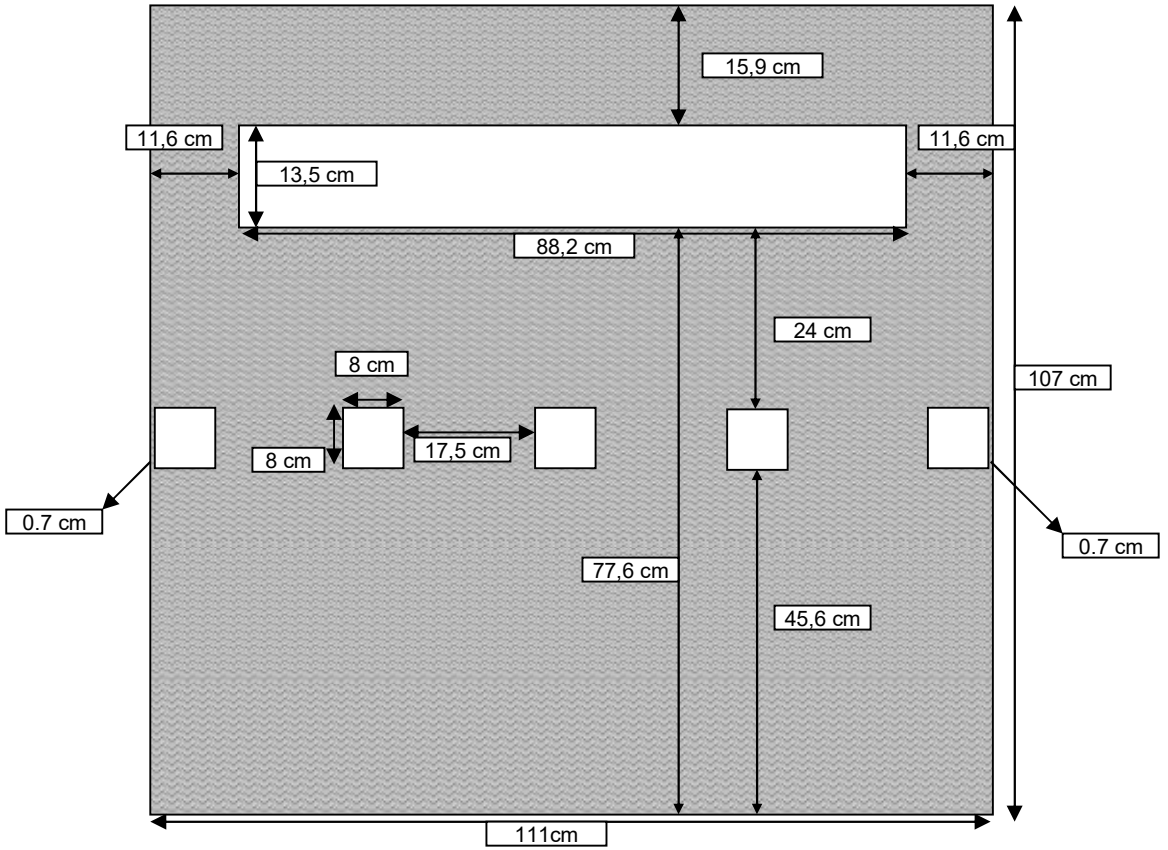

## *CARPENTERIA INFERIORE DA REALIZZARE QUAL'ORA LE PERIFERICHE FOSSERO DUE PER TELAIO*

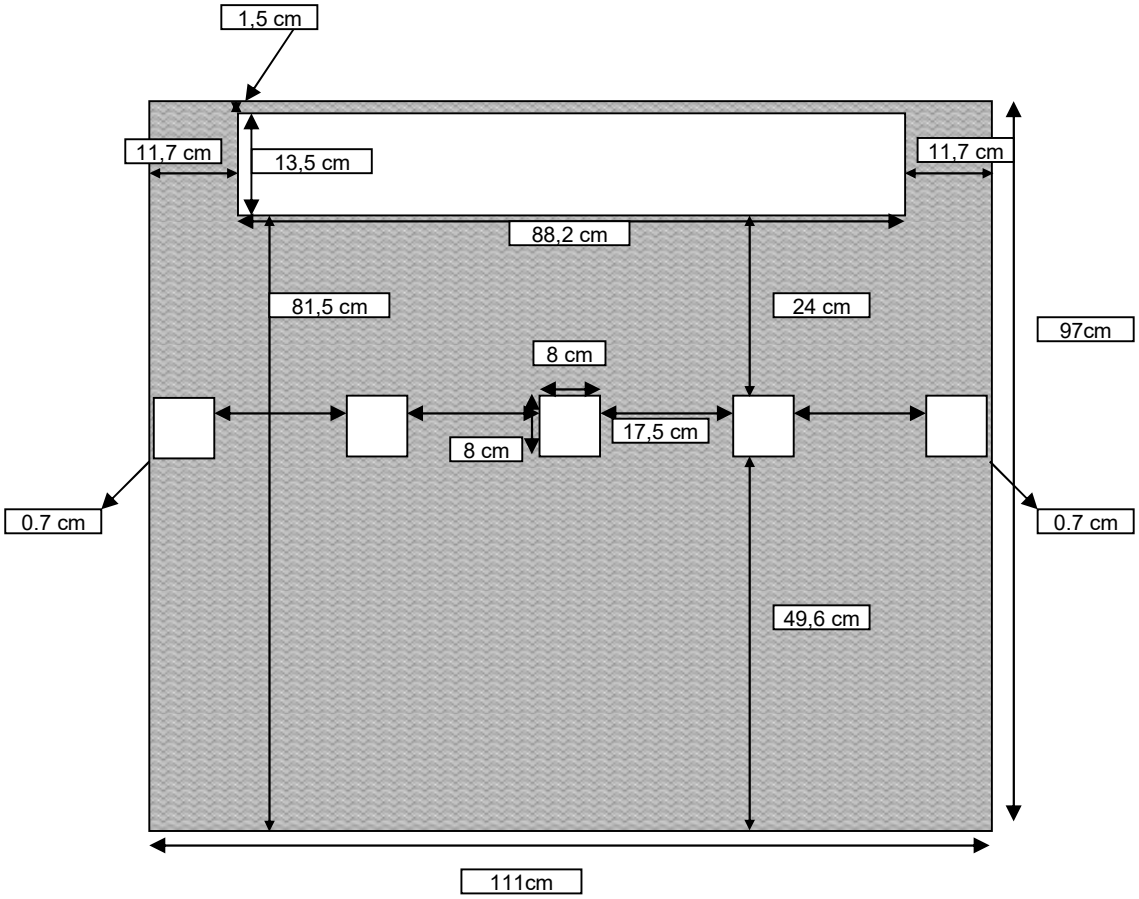

# *CARPENTERIA SUPERIORE EQUIPAGGIATA*

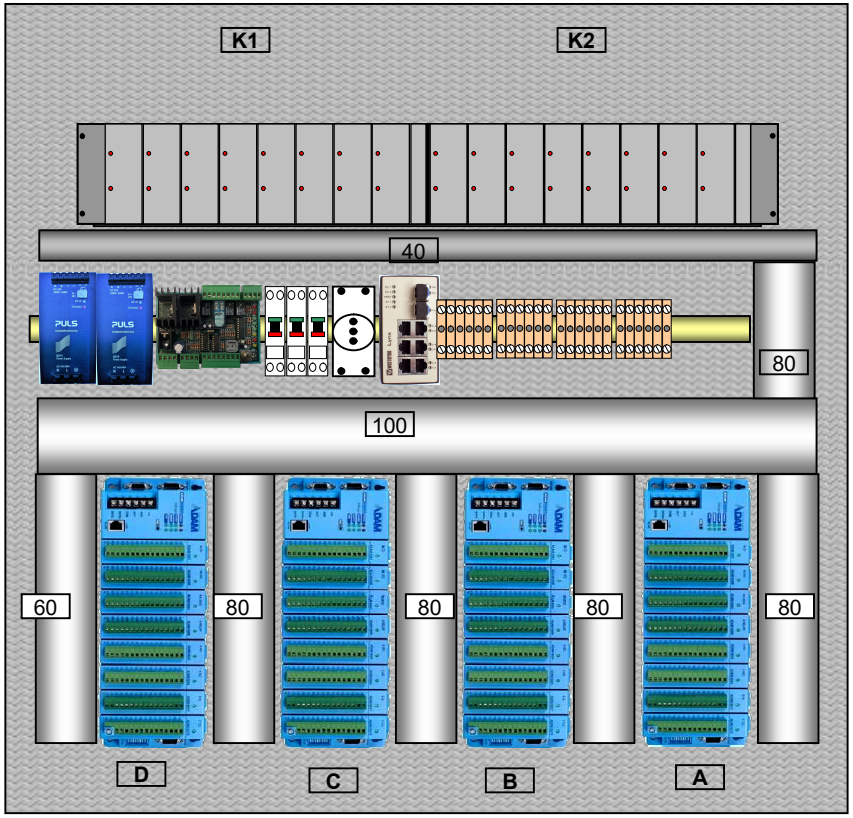


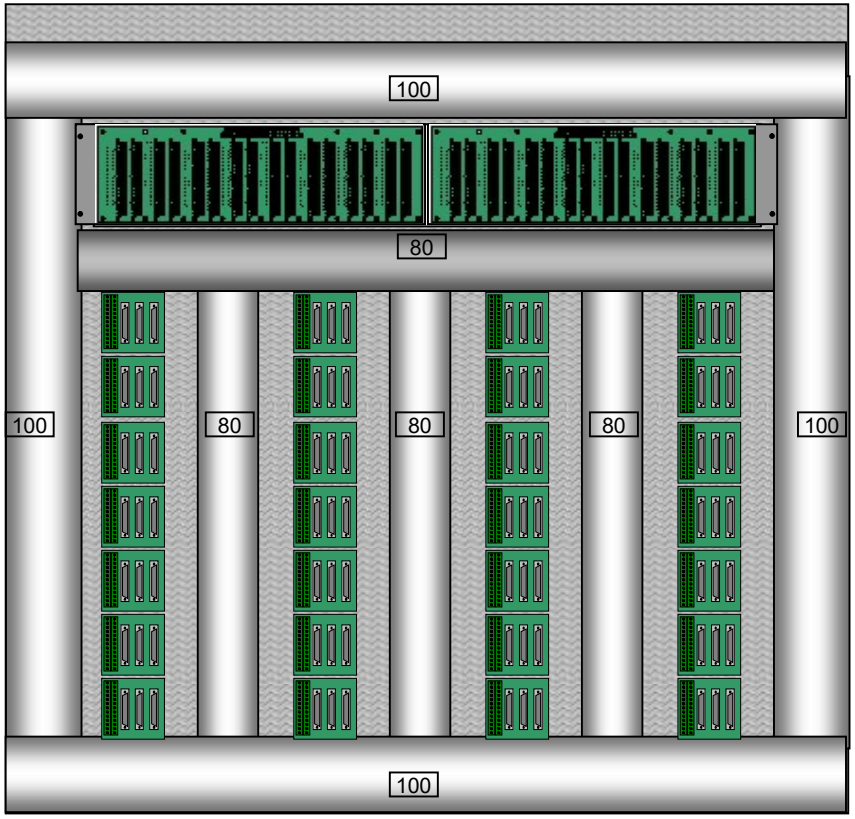

## *CARPENTERIA INFERIORE EQUIPAGGIATA (da realizzare solo se richiesta la seconda periferica sullo stesso telaio)*

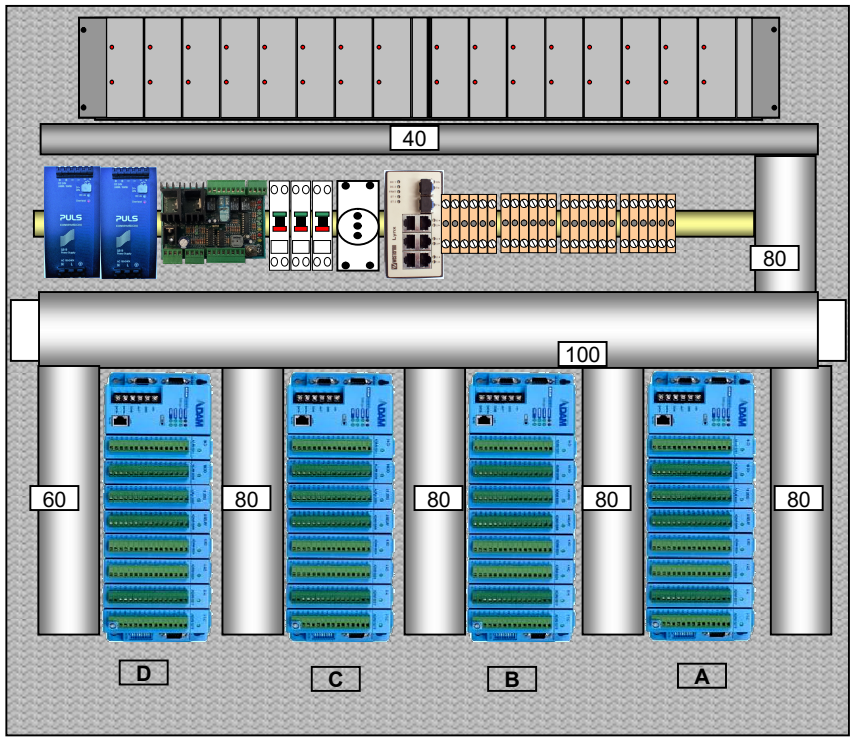


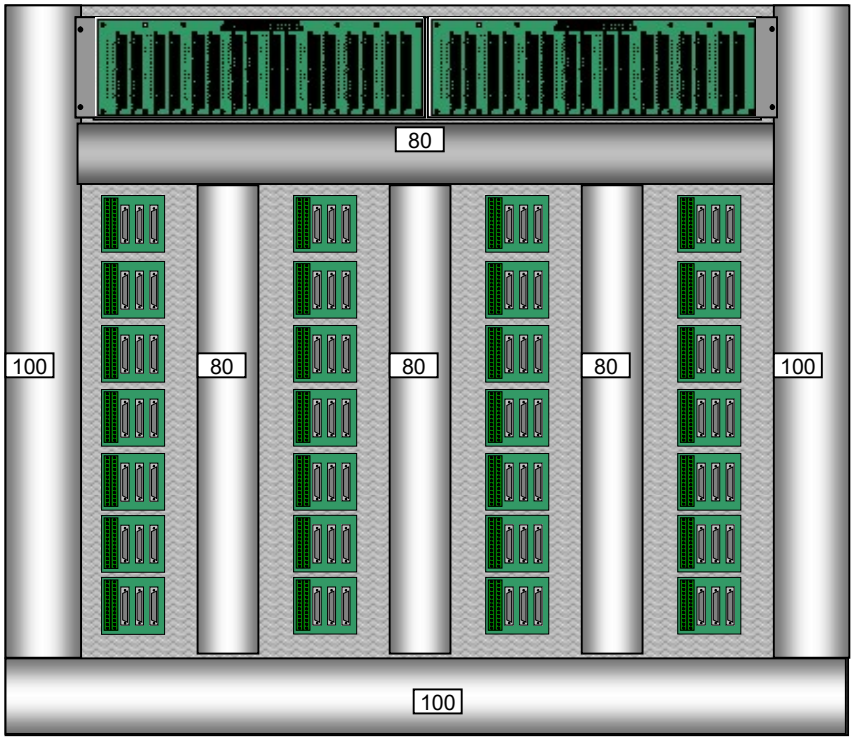

***Telaio equipaggiato da una sola periferica (Carpenteria superiore)***

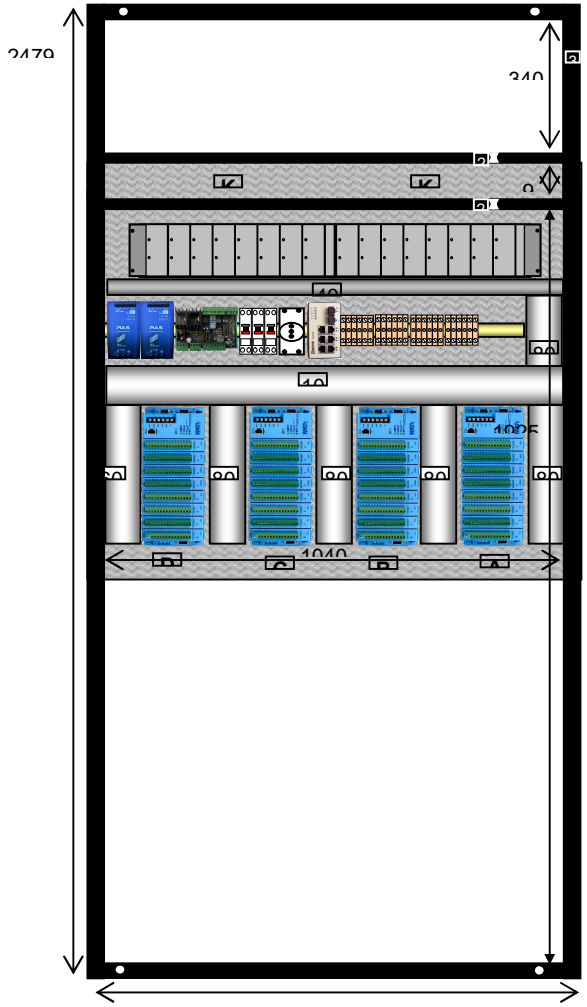


***Telaio equipaggiato da due periferiche (Carpenteria superiore + montaggio carpenteria inferiore)***

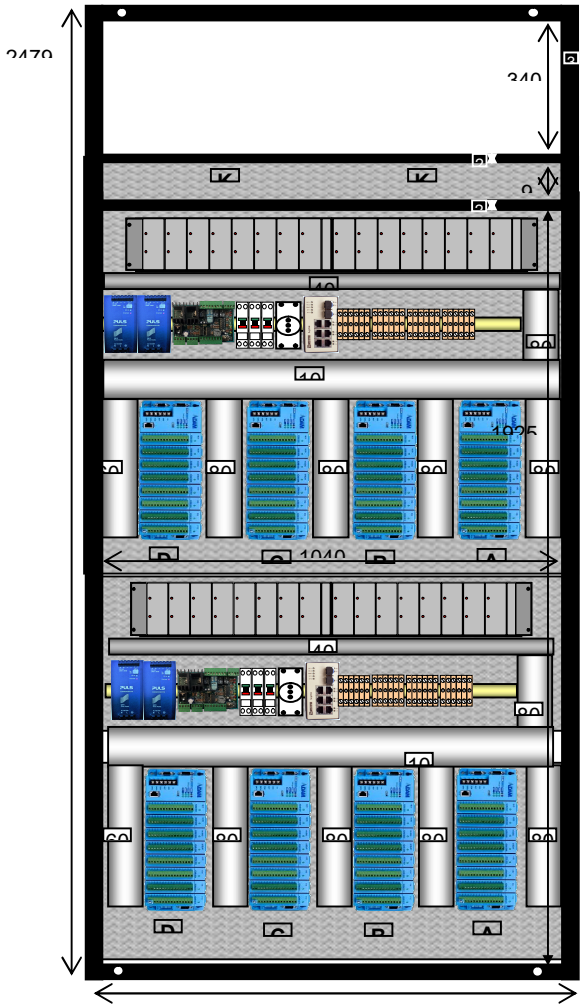

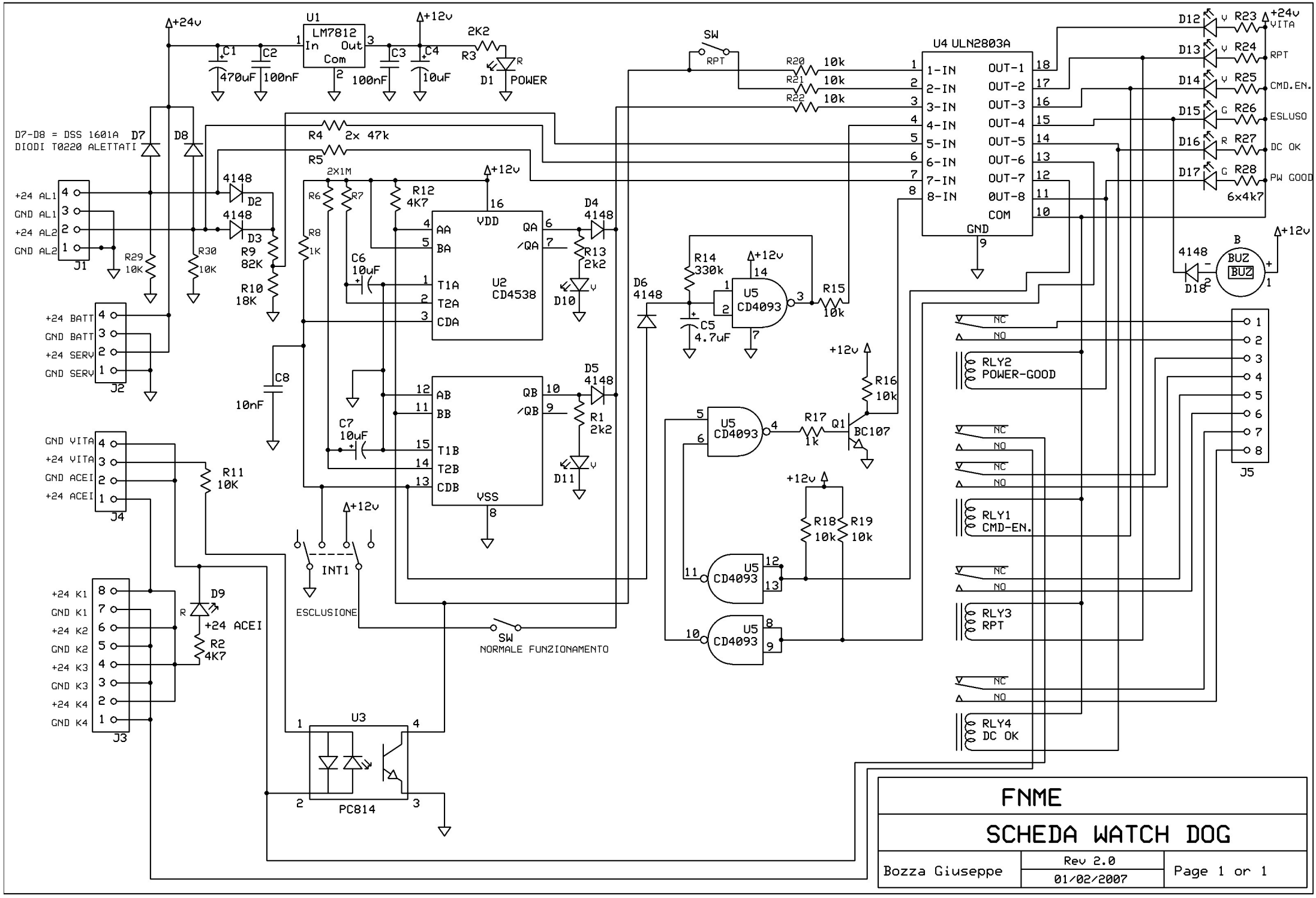
+24v
U1
LM7812
In
Out
Com
C1
470uF
C2
100nF
C3
100nF
C4
10uF
+12v
2K2
R3
D1
POWER
SW
RPT
U4 ULN2803A
1-IN
2-IN
3-IN
4-IN
5-IN
6-IN
7-IN
8-IN
OUT-1
OUT-2
OUT-3
OUT-4
OUT-5
OUT-6
OUT-7
0UT-8
COM
GND
R20 10k
R21 10k
R22 10k
D12
R23
+24v VITA
D13
R24
RPT
D14
R25
CMD.EN.
D15
R26
ESLUSO
D16
R27
DC OK
D17
R28
PW GOOD
6x4k7
D7-D8 = DSS 1601A
DIODI T0220 ALETTATI
D7
D8
R4 2x 47k
R5 2X1M
+24 AL1
GND AL1
+24 AL2
GND AL2
J1
4148
D2
D3
R9 82K
R10 18K
R29 10K
R30 10K
R6
R7
R8 1K
R12 4K7
U2 CD4538
VDD
VSS
AA
BA
T1A
T2A
CDA
QA
/QA
AB
BB
T1B
T2B
CDB
QB
/QB
D4
D5
R13 2k2
R1 2k2
D10
D11
C6 10uF
C7 10uF
C8 10nF
+24 BATT
GND BATT
+24 SERV
GND SERV
J2
R14 330k
U5 CD4093
R15 10k
C5 4.7uF
D6 4148
R16 10k
R17 1k
Q1 BC107
R18 10k
R19 10k
B
BUZ
D18
NC
NO
RLY2 POWER-GOOD
RLY1 CMD-EN.
RLY3 RPT
RLY4 DC OK
J5
GND VITA
+24 VITA
GND ACEI
+24 ACEI
J4
R11 10K
INT1
ESCLUSIONE
SW
NORMALE FUNZIONAMENTO
+24 K1
GND K1
+24 K2
GND K2
+24 K3
GND K3
+24 K4
GND K4
J3
D9
+24 ACEI
R2 4K7
U3
PC814
FNME
SCHEDA WATCH DOG
Bozza Giuseppe
Rev 2.0
01/02/2007
Page 1 or 1

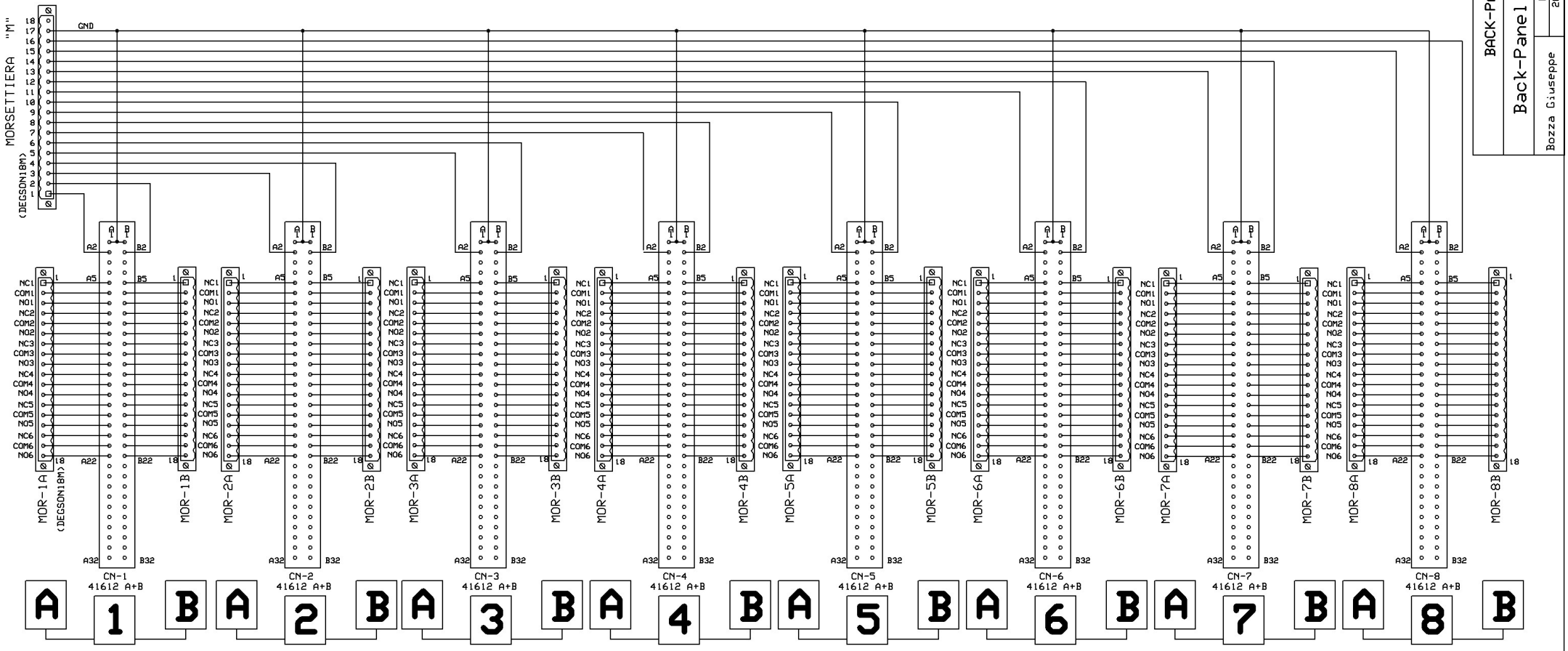


BACK-PANEL SEMPLICE

Back-Panel per schede 6CMT

Rev 1.0 | Page 1 or 1

Bozza Giuseppe | 20/01/2014

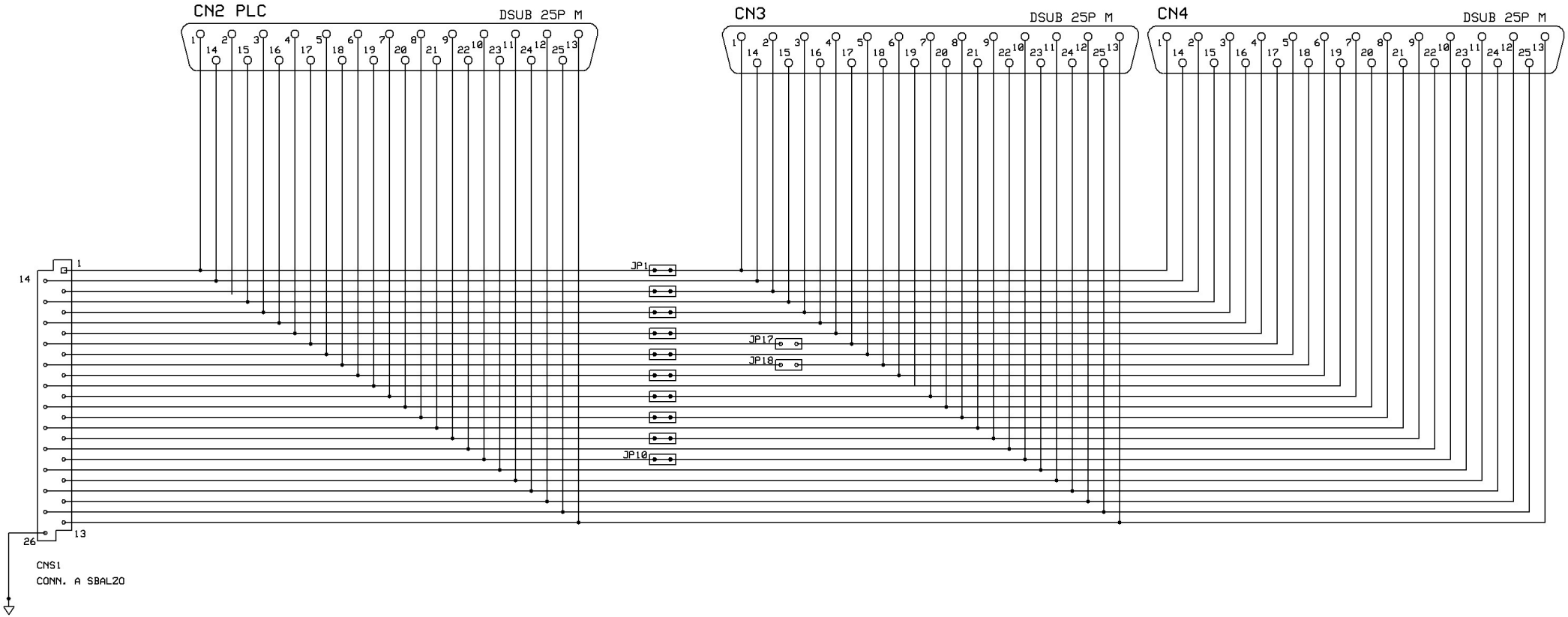


| SCHEMA SCHEDA MSXX-MZXX | | |
|---|---|---|
| SCHEDA MS - MZ SEZ.5 | | |
| Bozza Giuseppe | Rev 1.0<br>20/01/2014 | 1-1 |

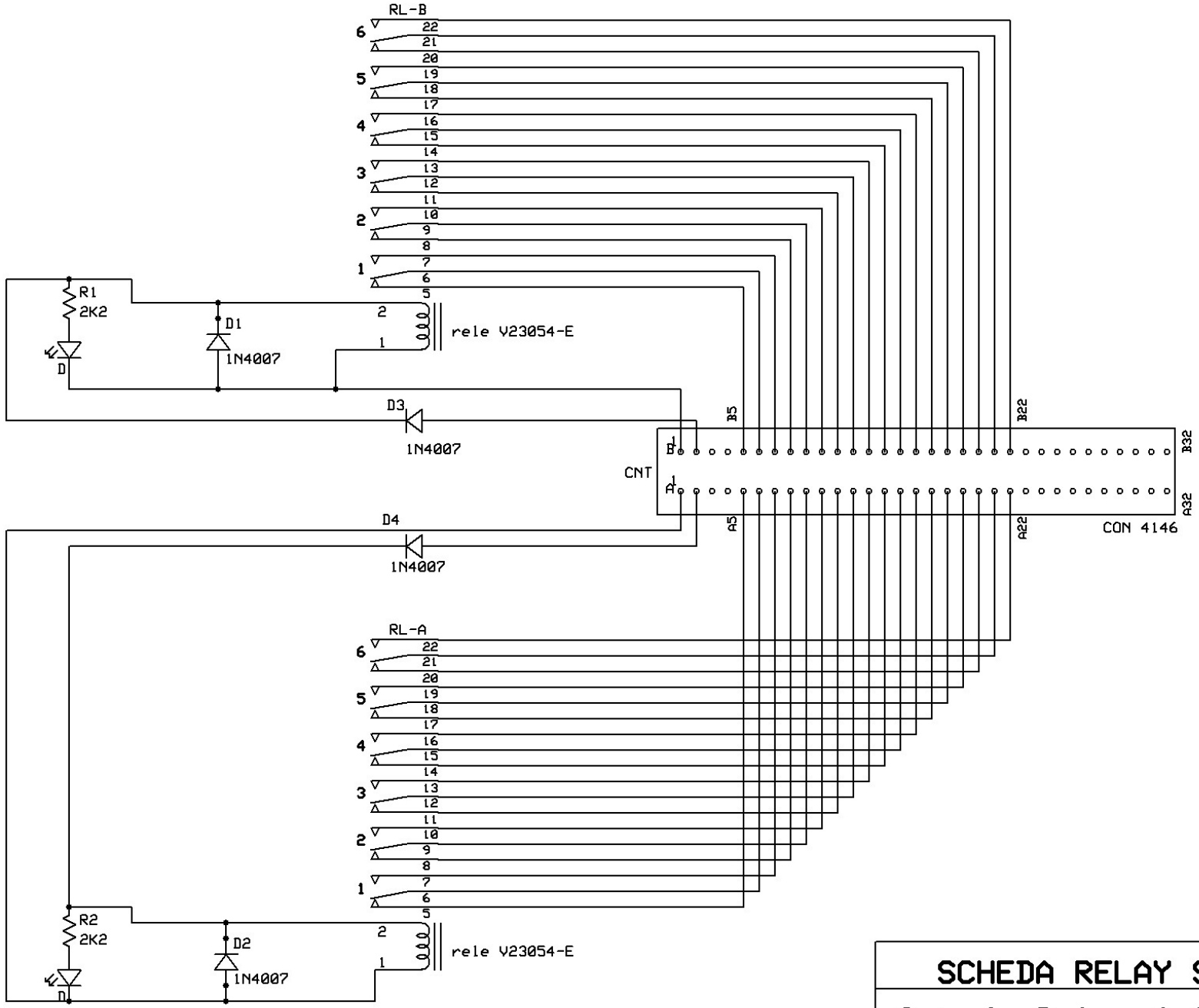


# SCHEDA RELAY SEMPLICI

## Scheda Relay 6 COMMUTATORI

| | | |
|---|---|---|
| Bozza Giuseppe | Rev 1.0<br>14/12/2004 | Page 1 or 1 |